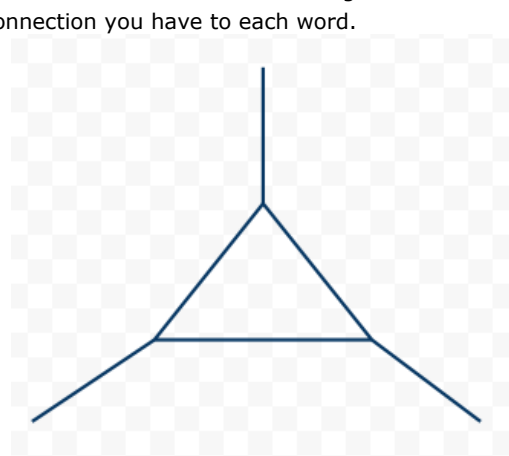
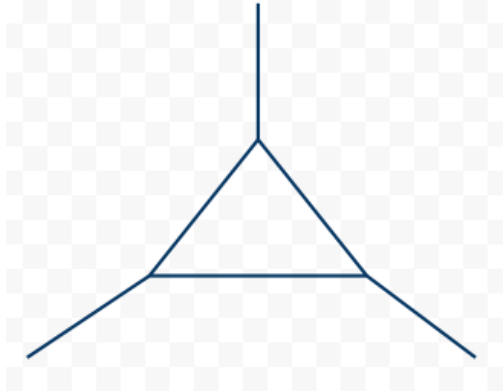
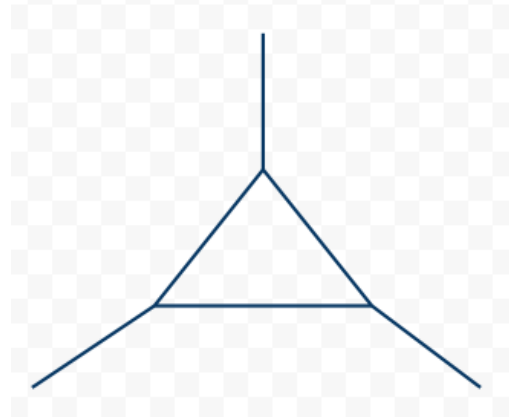
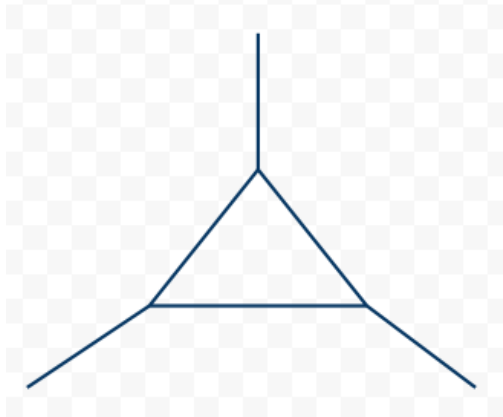


1. Read your text. List ten interesting words you would like to use in your speech.


2. Choose two words. List them inside the triangles below. Write two details from your text that relate to each word. Put the details on the lines next to each triangle. On the third line, write a connection you have to each word.



3. Think of two words/adjectives that could describe the character, the situation, or the idea in your text. Write each word in the center of the web triangle below. Include two details from the text to support EACH describing word. On the third line, write a connection you have to each word.



4. Choose four words. Write them across the top row in the table below. In the next row, break the word up into sound syllables. In the third row, think of a word that has the same beginning or ending as your word. Write one for each word. In the fourth row, break that word into sound syllables. (Note: sound syllables break the word up as YOU hear it, not as the dictionary does) An example is listed for you in the first column.

gymnasium				
gym na si um				
cranium				
cra ni um				

5. List five words you still need to learn.

--	--	--	--	--

6. List four words you will use this week in your speech.

--	--	--	--